

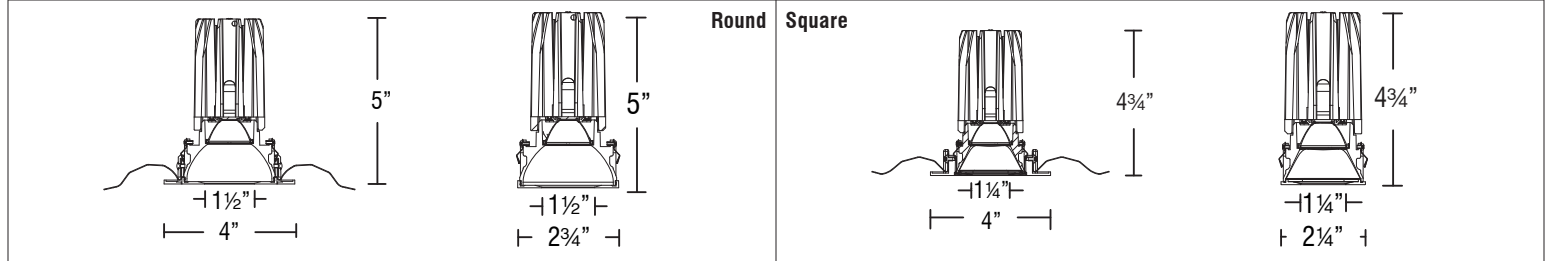
FQ Tunable White 2" Pinhole

R2FRPT | R2FRPL | R2FSPT | R2FSPL

Fixture Type: _____
 Project: _____
 Catalog#: _____
 Location: _____



LINE DRAWING



PRODUCT DESCRIPTION

FQ (Function + Quality) Experience simplicity and versatility with FQ 2" recessed luminaires. The fixtures merge modern design with world-class performance to achieve the ultimate in function and flexibility. Enjoy the benefits of two fixtures in one with Tunable White 1800-4000K and Dim-to-Warm 3000K-1800K features built into each luminaire, allowing you to customize the best light to illuminate dining areas, great rooms, primary bedrooms, kitchens, and baths on the fly. Deep regressed light sources deliver a glare-free, quiet ceiling aesthetic for a clean architectural look while providing a robust output from a diminutive source.

SPECIFICATIONS

Construction:	Durable die-cast self flanged aluminum construction
Mounting:	Heavy gauge retention clips support trim firmly Ceiling cut out (Round): Trim \varnothing 3 1/2" \bigcirc Trimless \varnothing 3 1/2" \bigcirc Ceiling cut out (Square): Trim 3 1/2" x 3 1/2" \square Trimless 3 1/2" x 3 1/2" \square Accommodates 1/2" - 1" ceiling thickness
Light Source:	High output 3-step Mac Adam Ellipse COB Rated life of 50,000 hours at L70
Input:	Universal 120-277V AC, 50/60 Hz
Dimming:	2CH 0-10V, DMX512-A: 100-0.1%
Maximum Delivered Intensity:	Up to 2,360 cd (Round Narrow Flood 30°, 18W, 4000K, CRI 90)
Maximum Delivered Output:	Up to 556 lm (Square Narrow Flood 30°, 18W, 4000K, CRI 90)
Operating Temperature:	-4°F to 104°F (-20°C to 40°C)
Standards:	ETL & cETL Damp location listed, Title 24 JA8 Compliant
Warranty:	5 year WAC Lighting guaranteed warranty

BEAM ANGLES



FINISHES



Model	Beam	Lumens	CBCP	Color Temp	CRI
		Ref Output*			
R2FRPT Round Trim	N 25°	Round 465	2145	TW 1800K-4000K	90
R2FRPL Round Trimless					
R2FSPT Square Trim					
R2FSPL Square Trimless					

Lumens and CBCP are reference values for a trim fixture with 2 housing set to 3000K Color Temperature. Refer to Multiplier Table in Performance Data to determine other outputs.

wacarchitectural.com | WAC Architectural, a WAC Group brand.

WAC Group Headquarters
 44 Harbor Park Drive
 Port Washington, NY 11050

WAC Architectural
 Phone (800) 526.2588
 Fax (800) 526.2585



APR 2026 | P. 1 of 5

WAC GROUP

FQ Tunable White

2" Pinhole

R2FRPT | R2FRPL | R2FSPT | R2FSPL

Fixture Type: _____

Project: _____

Catalog#: _____

Location: _____

ORDERING INFORMATION

CONFIGURATION TABLE		
Model	Color Temperature	Reflector Finish
R2FRPT	TW - 1800K-4000K	BK - BLACK
R2FRPL		DB - DARK BRONZE
R2FSPT		HZ - HAZE
R2FSPL		HZWT - HAZE/WHITE
		WT - WHITE

R2FRPT-TW-__

Example: R2FRPT-TW-WT

ORDERING NOTES

1. The "Haze/White" finish is only available on trimmed fixtures (R2FRPT, R2FSPT).
2. The "Haze" finish is only available on trimmless fixtures (R2FRPL, R2FSPL).

FQ Tunable White 2" Pinhole

R2FRPT | R2FRPL | R2FSPT | R2FSPL

Fixture Type: _____
 Project: _____
 Catalog#: _____
 Location: _____

ORDERING INFORMATION

HOUSINGS					
	Model	Control Options		Power	
New Construction IC Airtight - Round & Square Trim	R2FBNT-TW	X	<i>DMX512-A</i>	1	<i>14W IC</i>
		Z	<i>0-10V</i>	2	<i>18W IC</i>
New Construction IC Airtight - Round Trimless	R2FRNL-TW	X	<i>DMX512-A</i>	1	<i>14W IC</i>
		Z	<i>0-10V</i>	2	<i>18W IC</i>
New Construction IC Airtight - Square Trimless	R2FSNL-TW	X	<i>DMX512-A</i>	1	<i>14W IC</i>
		Z	<i>0-10V</i>	2	<i>18W IC</i>
Remodel Non-IC Round Trimless	R2FRRL-TW	X	<i>DMX512-A</i>	1	<i>14W Non-IC</i>
		Z	<i>0-10V</i>	2	<i>18W Non-IC</i>
Remodel Non-IC Square Trimless	R2FSRL-TW	X	<i>DMX512-A</i>	1	<i>14W Non-IC</i>
		Z	<i>0-10V</i>	2	<i>18W Non-IC</i>
Remodel IC Round & Square Trim	R2FBR2T-TW	X	<i>DMX512-A</i>	1	<i>14W IC</i>
		Z	<i>0-10V</i>		
Remodel Non-IC Round & Square Trim	R2FBRT-TW	X	<i>DMX512-A</i>	1	<i>14W Non-IC</i>
		Z	<i>0-10V</i>	2	<i>18W Non-IC</i>

ACCESSORIES	
LENS-11-HCM	<i>Honeycomb Louver</i>
LENS-11P-CRL-BK	<i>Cross Louver</i>
LENS-11AMB	<i>Amber Lens</i>
LENS-11RED	<i>Red Lens</i>
LENS-11BLU	<i>Blue Lens</i>
LENS-11GRN	<i>Green Lens</i>
LENS-11SPR	<i>Spread Lens</i>
LENS-11BEL	<i>Beam Elongating Lens</i>

R2F__-TW_-
 Example: R2FBNT-TWX-2

Millwork Housings		Size	Control Options	Power	
New Construction Round	R2FRNM	A 0.8"	TWX <i>DMX512-A</i>	1	<i>15W IC</i>
		B 1.5"	TWZ <i>0-10V</i>	2	<i>21W IC</i>
New Construction Square	R2FSNM	A 0.8"	TWX <i>DMX512-A</i>	1	<i>15W IC</i>
		B 1.5"	TWZ <i>0-10V</i>	2	<i>21W IC</i>

R2F__-TW_-
 Example: R2FRNM-A-TWZ-2

FQ Tunable White

2" Pinhole

R2FRPT | R2FRPL | R2FSPT | R2FSPL

Fixture Type: _____

Project: _____

Catalog#: _____

Location: _____

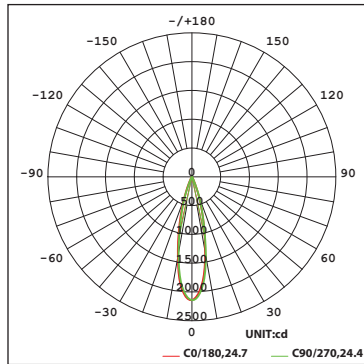
PERFORMANCE DATA

Polar Candela Distribution Charts

Samples shown with a 18W fixture set to 3000K and 90 CRI.

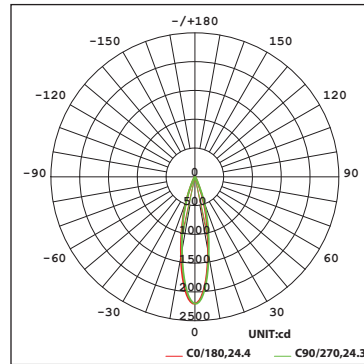
ROUND

Narrow Flood Beam: 25° Beam



SQUARE

Narrow Flood Beam: 25° Beam



FQ Tunable White 2" Pinhole

R2FRPT | R2FRPL | R2FSPT | R2FSPL

Fixture Type: _____
 Project: _____
 Catalog#: _____
 Location: _____

PERFORMANCE DATA

Unified Glare Rating (UGR) Table

UGR values shown are calculated for a Round Trim fixture with a 18W Narrow Flood (25°) optic at 3000K and 90 CRI. General performance of other beam angles shown below.

ceiling/cavity	0.7	0.7	0.5	0.5	0.3	0.7	0.7	0.5	0.5	0.3	
walls	0.5	0.3	0.5	0.3	0.3	0.5	0.3	0.5	0.3	0.3	
working plane	0.2	0.2	0.2	0.2	0.2	0.2	0.2	0.2	0.2	0.2	
Room dimensions	Viewed crosswise					Viewed endwise					
x = 2H y = 2H	8.6	9.2	8.8	9.4	9.5	7.9	8.6	8.1	8.7	8.9	
3H	8.5	9.1	8.7	9.3	9.4	7.8	8.4	8.1	8.6	8.8	
4H	8.4	9.0	8.7	9.2	9.4	7.8	8.4	8.1	8.6	8.8	
6H	8.4	9.0	8.7	9.2	9.4	7.8	8.3	8.1	8.5	8.8	
8H	8.4	9.0	8.7	9.2	9.5	7.8	8.3	8.1	8.5	8.8	
12H	8.5	9.0	8.8	9.2	9.5	7.8	8.3	8.1	8.5	8.8	
4H	2H	8.4	8.9	8.6	9.1	9.3	7.7	8.3	8.0	8.5	8.7
3H	8.3	8.8	8.6	9.0	9.3	7.6	8.1	7.9	8.4	8.7	
4H	8.3	8.7	8.6	9.0	9.3	7.6	8.1	7.9	8.4	8.7	
6H	8.3	8.7	8.6	9.0	9.3	7.6	8.0	8.0	8.3	8.7	
8H	8.3	8.7	8.7	9.0	9.4	7.6	8.0	8.0	8.3	8.7	
12H	8.4	8.8	8.8	9.1	9.5	7.7	8.0	8.1	8.4	8.8	
8H	4H	8.1	8.5	8.5	8.9	9.2	7.5	7.9	7.9	8.2	8.6
6H	8.2	8.5	8.6	8.9	9.3	7.5	7.8	8.0	8.2	8.6	
8H	8.3	8.6	8.7	9.0	9.4	7.6	7.9	8.0	8.3	8.7	
12H	8.5	8.7	8.9	9.2	9.6	7.7	7.9	8.2	8.4	8.9	
12H	4H	8.1	8.4	8.5	8.8	9.2	7.5	7.8	7.9	8.2	8.6
6H	8.2	8.4	8.6	8.9	9.3	7.5	7.8	7.9	8.2	8.6	
8H	8.3	8.5	8.7	8.9	9.4	7.6	7.8	8.0	8.3	8.7	

Round Fixture	Angle	UGR Range
Narrow Flood	25°	≤10

Square Fixture	Angle	UGR Range
Narrow Flood	25°	≤13

Lumens and CBCP Multiplier Table

Use the below table to determine lumens and CBCP values for the combinations of power, color temperature, and CRI values.

Lumens & CBCP Multiplier		Color Temperature					
TWA (1800K - 4000K)	Housing Power Level	1800K	2200K	2700K	3000K	3500K	4000K
	1 (14W)	0.59	0.69	0.76	0.80	0.85	0.88
	2 (18W)	0.74	0.86	0.95	1.00	1.06	1.10