

# OCULARC WALL WASHER - MODEL:ASR46W / Surface Mounted Luminaires AME46W

WAC ARCHITECTURAL

PROJECT:

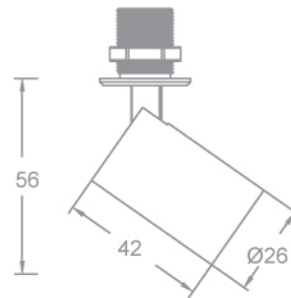
TYPE:

## Product Image

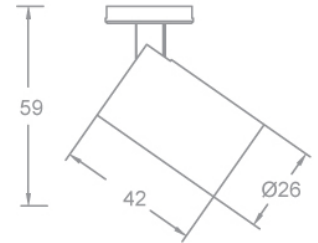
## Line Drawing



ASR46W



AME46W



## Product Description

The Ocularc Wall Washer (hereinafter referred to as WW) series low-voltage track lighting fixtures can be selected for hole embedded installation or surface magnetic suction installation. The lighting fixtures are flexible, compact, and have the same appearance as the Oculus Focus version; Adopting WAC's leading optical technology, it can evenly wash and brighten the illuminated surface, meeting the needs of different application environments, and is widely used in exhibition cabinet spaces in museums and art galleries.

## Product Features

- Body Material: Aluminum alloy lamp body
- Optical System: doublet lens
- Finish: Liquid paint, black(BK)
- Adjustable Angle: Horizontal adjustment from 0° to 365°; Vertical 0-90° adjustment
- Accessories: See attached table
- Certification: CQC
- IP Rating: IP20
- Insulation Level: Class III
- Operating Temperature:-20°C~40°C

## Product Specifications

- installation dimensions:ASR46W: Opening Ø 17, installation thickness 1-15mm  
AME46W: Magnetic suction installation requires the installation of iron surface in a suitable position on the display cabinet
- LED Type: HP LED
- Light source power: 3W
- Source Lm: 3000K: 250lm; 4000K: 265lm
- LED Lifetime: >50000h-L70 / B10-Ta25°C(LM-80/TM-21)
- CCT/CRI: 3000K / 4000K; Ra90 / Ra97(>Ra95)optional
- SDCM: 3 SDCM
- Input: constant current 1000mA max (3VDC)
- Dimming: Matchable AMTB power splitter (3W), please refer to its specification sheet (ordered separately)
- Net Weight: Approximately 0.1kg, without packaging

**OCULARC WALL WASHER - MODEL:ASR46W**  
Surface Mounted Luminaires /AME46W

**WAC ARCHITECTURAL**

PROJECT:

TYPE:

**Order Model**

Model	LED	Dimming	Beam	CRI	CCT	Finish
AME46W	LD03 LED 3W	M MTB driver	W Washer	9 90	30 3000K	BK Black
ASR46W		N Single wire		A 97	40 4000K	
Ocularc WW						
ASL46W	LD03	M	W	9	30	BK

Example: AME46WLD03-MW930BK

Note: The lighting fixtures do not include electrical appliances and need to be ordered separately

**Accessory**

**AMTB-CABLE-1000-BK**

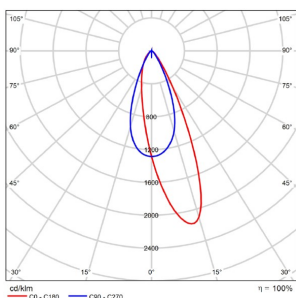
AME/ASR46WLD03-M Dedicated extension cable: used between AMTB power splitter and AME/ASR46WLD03-M series display cabinet lighting fixtures, with a total length of 1m and quick connect plugs at both ends



Note: AME/ASR46WLD03-M The length of the input wire for the original lighting fixture is approximately 0.5m.

Dedicated AMTB power splitter (<http://www.waclighting.com.cn/products/detail/3147>) and extension cables need to be ordered separately.

**LIGHT DISTRIBUTION@3000K LUMINAIRE DATA**



**MODEL:** ASR46WLD03-MF930

---

**BEAM ANGLE:** WASHER

---

**POWER:** EXCLUDE DRIVER

---

**LUMENS:** 44LM

---

**CBCP:** /

---

**EFFICACY:** /

---

# OCULARC WALL WASHER - MODEL:ASR48W/AME48W

WAC ARCHITECTURAL

Surface Mounted Luminaires

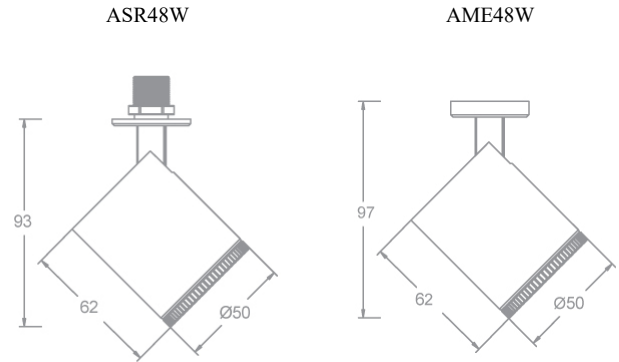
PROJECT:

TYPE:

## Product Image



## Line Drawing



## Product Description

The Ocularc Wall Washer (hereinafter referred to as WW) series low-voltage track lighting fixtures can be selected for hole embedded installation or surface magnetic suction installation. The lighting fixtures are flexible, compact, and have the same appearance as the Oculus Focus version; Adopting WAC's leading optical technology, it can evenly wash and brighten the illuminated surface, meeting the needs of different application environments, and is widely used in exhibition cabinet spaces in museums and art galleries.

## Product Features

- Body Material: Aluminum alloy lamp body
- Optical System: doublet lens
- Finish: Liquid paint, black (BK)
- Adjustable Angle: Horizontal adjustment from 0° to 365°; Vertical 0-90° adjustment
- Accessories: See attached table
- Certification: CQC
- IP Rating: IP20
- Insulation Level: Class III
- Operating Temperature: -20°C~40°C

## Product Specifications

- Installation dimensions: ASR48W is an embedded hole installation with a diameter of  $\Phi 17$ . AME48W magnetic suction installation with a thickness of 1-15mm, iron surface needs to be installed in a suitable position on the display cabinet
- LED Type: HP LED
- Light source power: 10W
- Source Lm: 3000K: 950lm; 4000K: 1000lm
- LED Lifetime: >50000h-L70 / B10-Ta25°C(LM-80/TM-21)
- CCT/CRI: 3000K / 4000K; Ra90 and Ra97 (>Ra95) are optional
- SDCM: 3 SDCM
- Input: Constant current 800mA max (voltage drop 12VDC)
- Dimming: Can be driven externally, please refer to the accessory specification sheet (to be ordered separately)
- Net Weight: Approximately 0.2Kg, without packaging

# OCULARC WALL WASHER - MODEL:ASR48W/AME48W

WAC ARCHITECTURAL

Surface Mounted Luminaires

PROJECT:

TYPE:

## Order Model

Model	LED	Dimming	Beam	CRI	CCT	Finish
AME48W ASR48W Ocularc WW	LD10 LED 10W	N Single wire	W Washer	9 90 A 97	30 3000K 40 4000K	BK Black
ASL48W	LD10	N	W	9	30	BK

Example: AME48WLD10-NW930BK

Note: The lighting fixtures do not include electrical appliances and need to be ordered separately

## Accessory

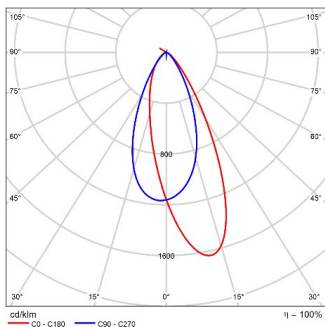
### ALD-070MA14D-LF-C

**Special electrical appliances:** Input 220V~240VAC/50Hz, output 700mA (power 9W), 8-12V supports 0-10V dimming, can drive 1 display cabinet light Dimensions (L \* W \* H): 115 \* 43 \* 25 mm



Note: Electrical appliances need to be ordered separately, excluding wires

## LIGHT DISTRIBUTION@3000K LUMINAIRE DATA



<b>MODEL:</b>	ASR48WLD10-NW930
<b>BEAM ANGLE:</b>	Wash
<b>POWER:</b>	10W (Excluding electrical appliances)
<b>LUMENS:</b>	409lm
<b>CBCP:</b>	/
<b>EFFICACY:</b>	41lm/W